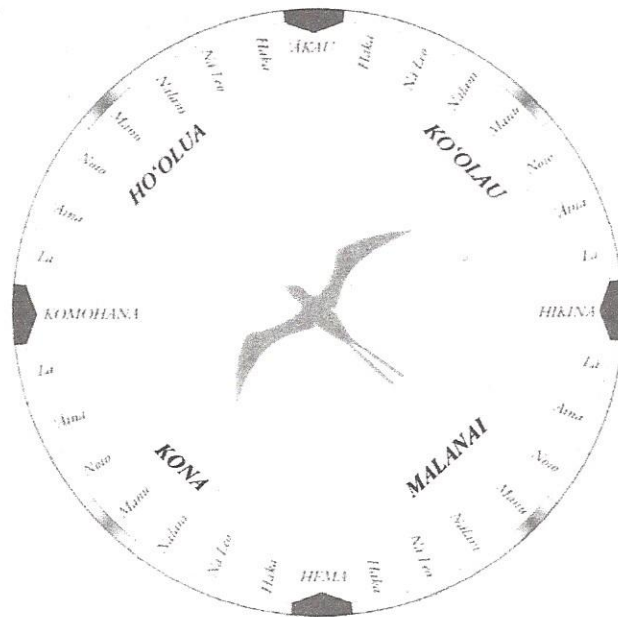


---

# Project 360



## *'Ohana* Emergency Plan

---

## GETTING STARTED


Hawaii Island experiences more kinds of disaster and weather than any other county in the United States. We are a big island with limited resources. Due to a limited number of emergency responders, everyone needs to do our part to help keep families and property safe and secure. We can make a difference by preparing in advance an 'Ohana Emergency Plan to take care of ourselves and our families in an emergency. In this 'Ohana Emergency Plan booklet, you will find helpful information and guideline for your family. **START RIGHT NOW!** Use the tips and ideas in this booklet to develop your very own 'Ohana Emergency Plan.



---

## Table of Contents

Family Contact Information .....	3
Family Communication Plan .....	4
Meeting Location .....	5
Shelter and Evacuation .....	6
Family Documents .....	7
Property and Vehicle Preparedness.....	9
Family Food Supplies .....	10
Family Preparedness Kit.....	12
First Aid Kit .....	13
Family Go-Bag.....	14
Personal Go-Bag .....	15
Baby / Pet / Senior Go-Bag .....	16
Pet Supplies.....	17
Get Involved / For More Information.....	18



## FAMILY CONTACT INFORMATION

NAME	Number
1. <u>Dad</u>	_____
2. <u>Mom</u>	_____
3. _____	_____
4. _____	_____
5. _____	_____
6. _____	_____
7. _____	_____
_____	
Meeting Location 1	
_____	
Meeting Location 2	
_____	
Off-Island Contact	
_____	
* If your pet is chipped, be sure your contact information is current.	

---


## **FAMILY COMMUNICATION PLAN**

*If something happens, will your family know how to get in touch with you and where to meet?*

Have your keiki memorize your cell and work phone numbers. Make sure your family has a common location to meet in case of an emergency.

### **CONTACT and MEETING TIPS**

- Write down contact numbers and meeting locations on the form on the page 3.
- Practice as a family.
- Using the form on the page 3, fill in everyone's names and phone numbers and have children memorize your phone numbers.
- Fill in your home address and have keiki memorize their address and the power pole number nearest their home.
- Decide on a common meeting place outside the house and visit that location as a family.
- When an emergency occurs and your children are in school, have a plan for picking them up.
- Decide on another common meeting place away from the house such as a church, school, park, work location, or relatives or friends home.
- Identify an "off-island" family member or friend that can notify your family and friends.



### **Practice your plans!**

*Keep your plan fresh in everyone's mind.*

*Make sure your plan will work.*

*Conduct family drills at least twice per year.*

---

## WHERE DO WE MEET?

Choose a place on your property for everyone to meet up if your home is affected.



**At Home:** \_\_\_\_\_  
\_\_\_\_\_

### **My Keiki are at school:**

Name of School: \_\_\_\_\_

Contact Number: \_\_\_\_\_

Name of Teacher: \_\_\_\_\_

### **I work at:**

Name of Company: \_\_\_\_\_

Contact Number: \_\_\_\_\_

Select a place for your family to meet up if everyone is away from home: consider a park, your church, relatives, etc.

**Where will we meet?** \_\_\_\_\_  
\_\_\_\_\_

## SHELTER AND EVACUATION

Public evacuation shelters are located either on school campuses or at park and recreation facilities. Civil Defense will announce which facilities will be opened and which are pet-friendly.

Evacuation centers and hurricane shelters do NOT provide amenities, just a space on the floor. You will need to bring your supplies with you. For at least the first 72-hours, you will need to provide for even your most basic needs and comforts such as cots, blankets, meals, etc.

Pets must be in individual, hard-sided pet carriers or crates, must have all their own bowls, food and water, blankets and a leash. They will be kept in areas separate from people and will not be able to stay with your family.



Not all shelters may be pet friendly. Pet friendly shelters require that you keep your pet in a crate or carrier, and that your pets be kept in an area separate from people. This can be stressful for your pet(s).

If your home is equipped to shelter-in-place and is built after 1994, sheltering in place might be a possible option.

If it is not safe to stay at home, do not hesitate to evacuate to a public shelter.

---

## **FAMILY DOCUMENTS**


In the event of a disaster, you will need to have your important documents in a safe and accessible place. It is a good idea to get a secure and waterproof container for your essential documents.

### **Essential Documents**

Store important documents in a fire/water proof container or safe deposit box and make copies for your Go-Binder / flash drive.

Suggested Items:

- Birth certificates
- Adoption papers
- Marriage, divorce certificates
- Social Security cards
- Passports / proof of citizenship
- Powers of attorney, medical directives
- Diplomas & transcripts
- A copy of your will or trust



Additional documents that will be helpful to you, see next page.

You can photocopy your documents, and put them in a binder, or scan them and put them on a flash drive. Make it something easy for you to pick up, and take with you when you leave your home.



---

**Make copies of the following documents for  
your Go-Bag / flash drive**

Suggested Items:

- Mortgage / deed
- Immunization records
- Medical information
- Military & church papers
- Pet records
- Homeowners insurance policy
- Auto and life insurance policies
- Health insurance cards / Medicare cards
- Insurance agent contact information
- Copy of utility bills for account information
- Copy of property tax bill for property identification
- Copy of bank and credit card statements
- Internet passwords
- Titles to cars, boats, etc.
- Work / tax documents that would be difficult to replace
- Interior and exterior photos of your home
- Photos of valuables



---

## **PROPERTY AND VEHICLE PREPAREDNESS**

### Suggested Actions:

- Trim and clean trees that are close to your house and power/telephone lines.
- Take down tarps from your canopies.
- Store outdoor furniture, rubbish cans and other items in a secure place.
- Take rubbish and recycling to the transfer station.
- Remember that loose items left outside may become hazardous projectiles. Store everything and clean up any debris or unwanted items.
- Take down wind chimes and hanging plants.
- Move your car to a place where a tree is not likely to fall on it.
- Get in the habit of refilling your vehicle gas tank when it is half-empty.
- If your home uses propane and it runs out, refills may not be available. Keep a spare propane tank filled and stored in a safe place.
- Your barbecue grill may be the best part of your outdoor kitchen. Keep it safe, supplied and secured.
- Have a good sized cooler available for ice and refrigerated food.
- In advance of a storm where we are likely to lose power, plan ahead. Fill up your bathtub. You can use the water for flushing the toilet.
- Freeze extra ice in containers in case of expected outage.

## FAMILY FOOD SUPPLIES



In a disaster, local stores could run out of food, water, and other supplies. You can avoid this problem with a little prep work. Just start by picking up a few extra items each time you shop to feed your ‘Ohana for several days.

An easy way to store your emergency supply food is in food grade 5-gallon buckets. You can pick buckets up at your local hardware store. For more information on the use of buckets, go online and search food grade storage buckets.



When items are nearing their use-by-date, cycle them into your family's daily food and replace with fresh items.

Think Yummy!

Remember to include a few treats for your family. Be kind to yourself and your family.



## Food:

### Suggested Items:

- Boxed macaroni and cheese
- Boxed mashed potatoes
- Boxed rice entrees
- Boxed stuffing mix
- Broth
- Canned chicken
- Canned chili
- Canned drinks
- Canned fruits
- Canned soup
- Canned spaghetti
- Canned vegetables
- Cereals
- Chocolate
- Coffee Creamer
- Coffee, tea and cocoa
- Cooking oil
- Crackers
- Dried fruits
- Drinking water (1 gallon per day per person)
- Fruit juice
- Granola bars
- Jams and jellies
- Ketchup, Mustard, Shoyu
- Milk (soy, almond, powdered)
- Nuts
- Pasta
- Pasta sauce
- Peanut butter
- Ramen noodles
- Shoyu
- Snacks
- Spam
- Stevia
- Sugar, honey, sweeteners
- Tuna (can or pouch)
- Vienna sausage



## FAMILY PREPAREDNESS KIT

You may already have many of the following items in your house. Know where they are for an emergency. Plan for your entire family.

### Suggested Items:

- |  |   |
|--|---|
| <input type="checkbox"/> Baby supplies<br>(as needed)                          | <input type="checkbox"/> Paper towels                           |
| <input type="checkbox"/> Baby wipes and hand<br>cleaner                        | <input type="checkbox"/> Personal documents                     |
| <input type="checkbox"/> Battery operated AM/<br>FM radio / extra<br>batteries | <input type="checkbox"/> Personal hygiene<br>products           |
| <input type="checkbox"/> Blankets, sleeping bag,<br>and pillow                 | <input type="checkbox"/> Phone charger                          |
| <input type="checkbox"/> Camp stove and fuel                                   | <input type="checkbox"/> Pots and pans                          |
| <input type="checkbox"/> Cash (ATMs may be<br>shut down)                       | <input type="checkbox"/> Rain poncho / coat                     |
| <input type="checkbox"/> Cooking / eating<br>utensils                          | <input type="checkbox"/> Rope / twine / string                  |
| <input type="checkbox"/> Cups  | <input type="checkbox"/> Spare clothing<br>(remember kids grow) |
| <input type="checkbox"/> First aid kit   | <input type="checkbox"/> Sturdy shoes                           |
| <input type="checkbox"/> Flashlights and batter-<br>ies                        | <input type="checkbox"/> Tarp(s), tent, or canopy               |
| <input type="checkbox"/> Hat (sun, rain)                                       | <input type="checkbox"/> Toilet paper                           |
| <input type="checkbox"/> Insect repellent                                      | <input type="checkbox"/> Toiletries                             |
| <input type="checkbox"/> Jumper cables   | <input type="checkbox"/> Trash bags                             |
| <input type="checkbox"/> Lighter(s)  | <input type="checkbox"/> Whistle                                |
| <input type="checkbox"/> Manual can opener                                     | <input type="checkbox"/> Work gloves                            |
| <input type="checkbox"/> Medications   |   |
| <input type="checkbox"/> Paper plates  |   |



---

## FIRST AID KIT

Suggested Items:

- Store-bought kit (items vary)
- Hand sanitizer
- Assorted size bandages & band aids
- Triple antibiotic ointment
- Steri-strips or skin closures
- Antiseptic, hydrogen peroxide
- Ace bandages, roller gauze
- Gauze or non-stick pads, flexible stretch tape
- Gauze tape
- Individually wrapped sanitary pads (blood stoppers)
- Instant cold packs
- Alcohol pads (for sterilizing)
- Tweezers and scissors
- Baggies (for ice, etc.)
- Sunscreen
- Antacid medicine
- Pain Medication
- Anti-itch cream or lotion
- Anti-diarrheal medicine



## FAMILY GO-BAG

### Suggested Items:

- First aid kit
- Bedding / sleeping bags
- Folding chairs
- Books / games / cards / toys
- Battery operated radio
- Flashlights and batteries
- Towels / wash cloths
- Wipes / sanitizer
- Family documents
- 1 gallon drinking water per person per day
- Food
- Eating utensils, cups, plates
- Photos of household members
- Keiki ID, available at prosecuting attorney or police



Remember! If you go to a shelter or evacuation center, you will be given only a space on the floor. Be prepared.





## BABY GO-BAG

### Suggested Items:

- Diapers
- Wipes
- Wash cloths
- Pacifiers
- Formula
- Bottles
- Cotton baby blankets
- Clothes (plenty)
- Baby Tylenol
- Diaper rash cream
- Baby bedding
- Small comfort toys
- Baby food



## PET GO-BAG

### Suggested Items:

- Pet food
- Pet treats
- Pet medication
- Food and Water Bowls
- Water, 1 gallon per pet per day
- Pet crate / container / carrier
- Bedding, towels, blankets
- Collar and leash
- Pet ID
- Small poop bags
- Trash bags
- Paper towels
- Cat litter, litter box
- Proof of Vaccinations
- Photos of your pets/descriptions

## SENIOR GO-BAG

### Suggested Items:

- Mobility devices
- Medications
- Continence supplies
- Folding chair, cushions
- Throw blanket and bedding
- Clothing
- Special food items
- Toiletries




---

## PET SUPPLIES

Your pet(s) will need supplies. Have extra pet food (enough for several days). Stock up on treats and special foods.

Suggested Items:

- Bedding
- Blanket
- Cat litter and litter box
- Dry and/or wet pet food
- Food and water bowls
- Leash
- Paper Towels
- Pet crate / carrier
- Pet ID and collar
- Pet medications
- Pet treats
- Photos of your pets that help to ID them
- Proof of vaccinations
- Small poop bags
- Towels
- Trash bags
- Water, 1 gallon per pet per day



---

## **WANT TO GET INVOLVED?**

- **American Red Cross:** (808) 935-8305
- **Community Emergency Response Team (CERT):**  
hawaiicert@gmail.com  
<https://www.hawaiicert.org>
- **Neighborhood Watch:**  
<https://www.hawaiipolice.com/community/neighborhood-watch>
- **Medical Reserve Corps (MRC):**  
bigislandmrc@gmail.com
- **Voluntary Organizations Active in Disasters (VOAD):**  
hivoad@gmail.com



## **FOR MORE INFORMATION:**

- **Auxiliary Communication Service**
- **American Red Cross:** <https://www.redcross.org>
- **Central Pacific Hurricane Center:**  
<https://www.nhc.noaa.gov>
- **Department of Homeland Security:**  
<https://www.ready.gov>
- **Hawaii County Civil Defense:** (808) 935-0031  
<http://www.hawaiicounty.gov/active-alerts>  
Alerts Sign-up: <https://countyofhawaii.bbcpportal.com>
- **Hawaiian Volcanic Observatory/USGS:**  
<https://volcanoes.usgs.gov/observatories/hvo/>
- **National Oceanic and Atmospheric Administration:**  
<https://www.noaa.gov>
- **Pacific Tsunami Warning Center:**  
<https://ptwc.weather.gov>
- **United States Geological Survey:** <https://www.usgs.gov>
- **Police Alerts:** <https://local.nixle.com/county/hi/hawaii/>

